




Verbs

for young learners



Receptive & Expressive Verb Cards Setup Instructions & Use

Receptive and Expressive Verb Cards



Laminate all pages then cut out each rectangle card on every page. Put on a ring or clip together with the cover page.

Receptive Verbs



Instruction: "Give me _____" or "Point to the one who is _____".

Expressive Verbs

Instruction: "What is he/she doing?"

File Folder Matching Activity

Print 2 copies of each set of pictures. Glue one set of each on a file folder and laminate. Laminate the 2nd set to match to the pictures on the file folder.

Verbs

Autism Little Learners © 2019

Receptive:

"Give me _____"

"Point to _____"


"Touch _____"

Expressive:

"What is he/she doing?"



digging



jumping



crawling




hugging



swimming




dancing




screaming



hitting



watching tv



bouncing

Present Progressive Verb Data I

Receptive- "give me" "point to"

Student name _____

Date					
digging					
jumping					
crawling					
hugging					
swimming					
dancing					
screaming					
hitting					
watching tv					
bouncing					

Data key: + = correct PP = physical prompt HOH = hand over hand

Present Progressive Verb Data

Expressive- “what is it?”

Student name _____

Date					
digging					
jumping					
crawling					
hugging					
swimming					
dancing					
screaming					
hitting					
watching tv					
bouncing					

Data key: + = correct VC = verbal cue I = imitation - = no response

Autism Little Learners

Tara Tuchel, Speech/Language Pathologist



Thank you for purchasing this activity from my store! I hope you find these materials as useful as I have in my classroom.



Purchasing this product gives you permission for single classroom or therapist use only. Please do not share the pdf document with others. Instead, refer them to my TPT store. Thank you!



Leave feedback about this activity on Teachers Pay Teachers to earn Credits toward future purchases! I didn't know about this perk at first and once I discovered it, I was so excited! Who doesn't get excited about FREE STUFF!!!



Follow me on Facebook (Autism Adventures with Tara), Pinterest (Autism Adventures with Tara) and Instagram (autism_adventures2019) as my store grows and new materials are added.

Copyright © 2019



Credits

This activity was created using Graphics From The Pond, Teacher's Clipart, Educlicps, Whimsy Clips, Creative Clips, Marcella's KG Zone and Rebecca B Designs.

